

## TAPAZ, CAPIZ - HSWG Partner Reporting

### Recovery Shelter Activities (as of 06-OCT-2014)

The graphs shown below represent the sum of households who have received (HH reached) or who will receive (HH targeted or underway) recovery shelter support by HSWG partner agencies. Numbers reached are those reported to the HSWG by 6th October 2014. Household number do not represent the total needs by Barangay - for this, consult with relevant Barangay or Municipality. PLEASE NOTE - scale differs in each graph.

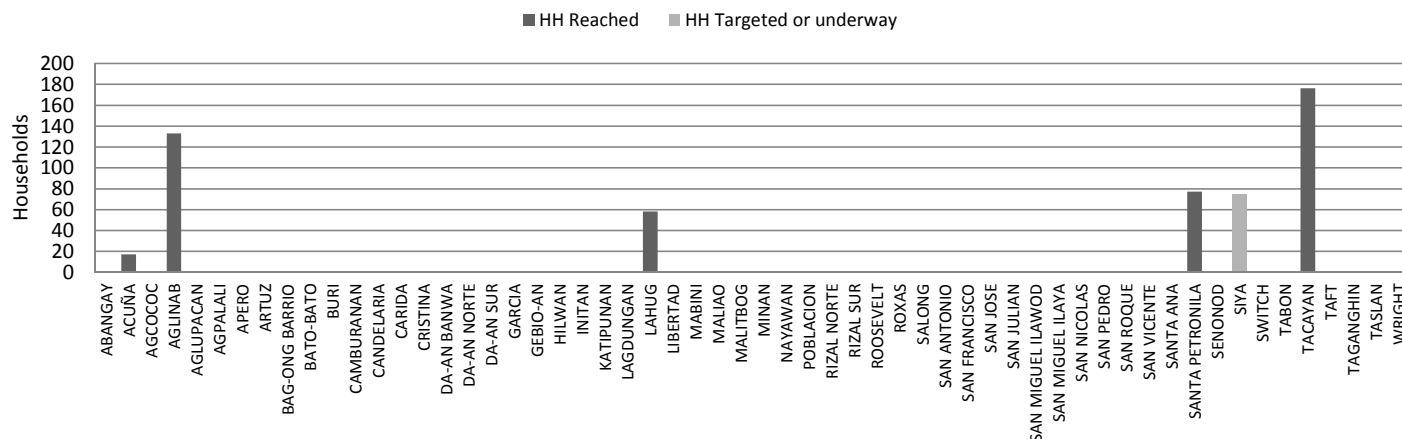
For explanation of intervention types, please see Shelter Cluster Recovery guidelines:

<https://www.sheltercluster.org/Asia/Philippines/Typhoon%20Haiyan%202013/Documents/Recovery%20Shelter%20Guidelines.pdf>

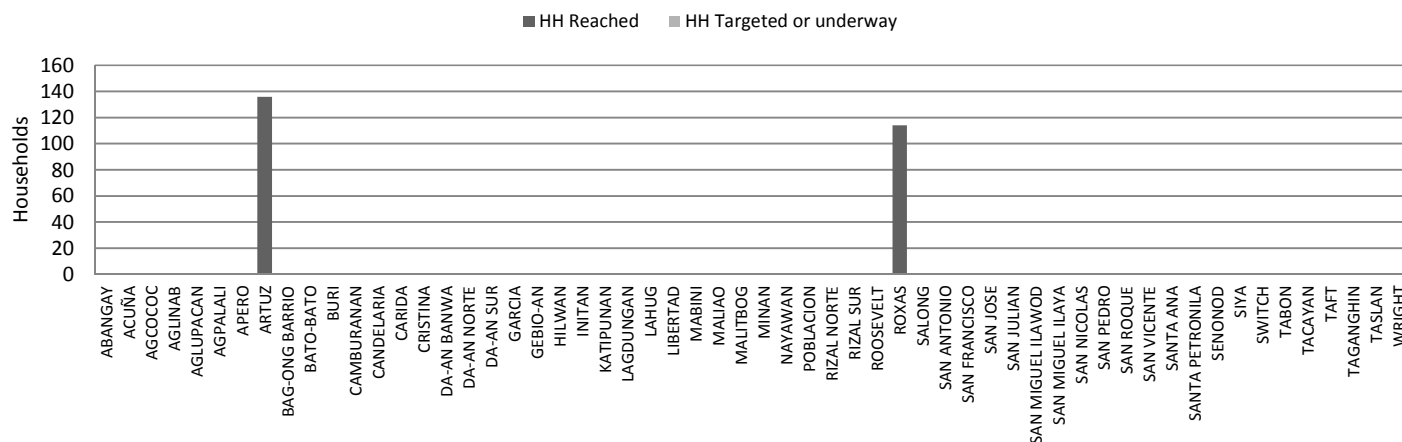
The full data set of HSWG data can be found here:

<https://www.sheltercluster.org/Asia/Philippines/Typhoon%20Haiyan%202013/Documents/20141003%20HSWG%20Database%20for%20website.xlsx>

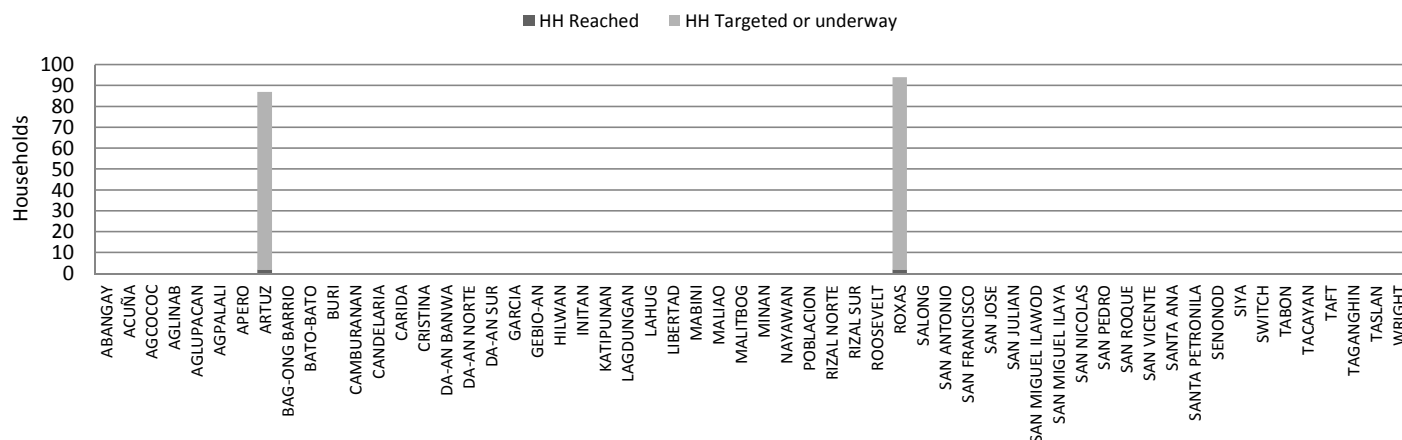
**Repairs & Retrofit - Support for Self Recovery Shelter Kit**



**Repairs & Retrofit - Minor & Major Repairs**



**Core House**





## TAPAZ - HSWG Partner reporting

### Recovery Shelter activities (as of 06-OCT-2014)

#### Interventions By AGENCIES

The data shown below represent the sum of households who have received (HH reached) or who will receive (HH targeted or underway) recovery shelter support by HSWG partner agencies. Numbers reached are those reported to the HSWG by 6th October 2014. The full data set of HSWG data can be found here:

<https://www.sheltercluster.org/Asia/Philippines/Typhoon%20Haiyan%202013/Documents/20141003%20HSWG%20Database%20for%20website.xlsb>

Agency	Temporary Shelter		Repairs & Retrofit		Core House		Permanent House		Total HH Reached	Total HH Targeted
	HH Reached	HH Targeted	HH Reached	HH Targeted	HH Reached	HH Targeted	HH Reached	HH Targeted		
Citizens' Disaster Response Center			461	461					461	461
Green Forum Western Visayas			0	75					0	75
PRC - German Red Cross			250	250	4	181			254	431
<b>Grand Total</b>			<b>711</b>	<b>786</b>	<b>4</b>	<b>181</b>			<b>715</b>	<b>967</b>

**TAPAZ - HSWG Partner reporting****Recovery Shelter activities (as of 06-OCT-2014)****Interventions By BARANGAYS**

The data shown below represent the sum of households who have received (HH reached) or who will receive (HH targeted or underway) recovery shelter support by HSWG partner agencies. Numbers reached are those reported to the HSWG by 6th October 2014. The full data set of HSWG data can be found here:

<https://www.sheltercluster.org/Asia/Philippines/Typhoon%20Haiyan%202013/Documents/20141003%20HSWG%20Database%20for%20website.xlsx>

	Temporary Shelter		Repairs & Retrofit		Core House		Permanent House		Total HH Reached	Total HH Target
Barangay	HH Reached	HH Target	HH Reached	HH Target	HH Reached	HH Target	HH Reached	HH Target		
ABANGAY										
ACUÑA			17	17					17	17
AGCOCOC										
AGLINAB			133	133					133	133
AGLUPACAN										
AGPALALI										
APERRO										
ARTUZ			136	136	2	87			138	223
BAG-ONG BARRIO										
BATO-BATO										
BURI										
CAMBURANAN										
CANDELARIA										
CARIDA										
CRISTINA										
DA-AN BANWA										
DA-AN NORTE										
DA-AN SUR										
GARCIA										
GEBIO-AN										
HILWAN										
INITAN										
KATIPUNAN										
LAGDUNGAN										
LAHUG			58	58					58	58
LIBERTAD										
MABINI										
MALIAO										
MALITBOG										
MINAN										
NAYAWAN										
POBLACION										
RIZAL NORTE										
RIZAL SUR										
ROOSEVELT										
ROXAS			114	114	2	94			116	208
SALONG										
SAN ANTONIO										
SAN FRANCISCO										
SAN JOSE										
SAN JULIAN										
SAN MIGUEL ILAWOD										
SAN MIGUEL ILAYA										
SAN NICOLAS										
SAN PEDRO										
SAN ROQUE										
SAN VICENTE										
SANTA ANA										
SANTA PETRONILA			77	77					77	77
SENONOD										
SIYA			0	75					0	75
SWITCH										
TABON										
TACAYAN			176	176					176	176
TAFT										
TAGANGHIN										
TASLAN										
WRIGHT										
<b>Grand Total</b>			<b>711</b>	<b>786</b>	<b>4</b>	<b>181</b>			<b>715</b>	<b>967</b>



## TAPAZ - HSWG Partner reporting

**Recovery Shelter activities (as of 06-OCT-2014)**
**Interventions By BARANGAYS & AGENCIES**

The data shown below represent the sum of households who have received (HH reached) or who will receive (HH targeted or underway) recovery shelter support by HSWG partner agencies. Numbers reached are those reported to the HSWG by 6th October 2014. The full data set of HSWG data can be found here:

<https://www.sheltercluster.org/Asia/Philippines/Typhoon%20Haiyan%202013/Documents/20141003%20HSWG%20Database%20for%20website.xlsx>

Barangays & Agency	Temporary Shelter		Repairs & Retrofit		Core House		Permanent House		Total HH Reached	Total HH Target
	HH Reached	HH Target	HH Reached	HH Target	HH Reached	HH Target	HH Reached	HH Target		
<b>ABANGAY</b>										
<b>ACUÑA</b>			17	17					17	17
Citizens' Disaster Response Center			17	17					17	17
<b>AGCOCOC</b>										
<b>AGLINAB</b>			133	133					133	133
Citizens' Disaster Response Center			133	133					133	133
<b>AGLUPACAN</b>										
<b>AGPALALI</b>										
<b>APERO</b>										
<b>ARTUZ</b>			136	136	2	87			138	223
PRC - German Red Cross			136	136	2	87			138	223
<b>BAG-ONG BARRIO</b>										
<b>BATO-BATO</b>										
<b>BURI</b>										
<b>CAMBURANAN</b>										
<b>CANDELARIA</b>										
<b>CARIDA</b>										
<b>CRISTINA</b>										
<b>DA-AN BANWA</b>										
<b>DA-AN NORTE</b>										
<b>DA-AN SUR</b>										
<b>GARCIA</b>										
<b>GEBIO-AN</b>										
<b>HILWAN</b>										
<b>INITAN</b>										
<b>KATIPUNAN</b>										
<b>LAGDUNGAN</b>										
<b>LAHUG</b>			58	58					58	58
Citizens' Disaster Response Center			58	58					58	58
<b>LIBERTAD</b>										
<b>MABINI</b>										
<b>MALIAO</b>										
<b>MALITBOG</b>										
<b>MINAN</b>										
<b>NAYAWAN</b>										



## TAPAZ - HSWG Partner reporting

**Recovery Shelter activities (as of 06-OCT-2014)**
**Interventions By BARANGAYS & AGENCIES**

The data shown below represent the sum of households who have received (HH reached) or who will receive (HH targeted or underway) recovery shelter support by HSWG partner agencies. Numbers reached are those reported to the HSWG by 6th October 2014. The full data set of HSWG data can be found here:

<https://www.sheltercluster.org/Asia/Philippines/Typhoon%20Haiyan%202013/Documents/20141003%20HSWG%20Database%20for%20website.xlsx>

Barangays & Agency	Temporary Shelter		Repairs & Retrofit		Core House		Permanent House		Total HH Reached	Total HH Target
	HH Reached	HH Target	HH Reached	HH Target	HH Reached	HH Target	HH Reached	HH Target		
<b>POBLACION</b>										
<b>RIZAL NORTE</b>										
<b>RIZAL SUR</b>										
<b>ROOSEVELT</b>										
<b>ROXAS</b>			114	114	2	94			116	208
PRC - German Red Cross			114	114	2	94			116	208
<b>SALONG</b>										
<b>SAN ANTONIO</b>										
<b>SAN FRANCISCO</b>										
<b>SAN JOSE</b>										
<b>SAN JULIAN</b>										
<b>SAN MIGUEL ILAWOD</b>										
<b>SAN MIGUEL ILAYA</b>										
<b>SAN NICOLAS</b>										
<b>SAN PEDRO</b>										
<b>SAN ROQUE</b>										
<b>SAN VICENTE</b>										
<b>SANTA ANA</b>										
<b>SANTA PETRONILA</b>			77	77					77	77
Citizens' Disaster Response Center			77	77					77	77
<b>SENONOD</b>										
<b>SIYA</b>			0	75					0	75
Green Forum Western Visayas			0	75					0	75
<b>SWITCH</b>										
<b>TABON</b>										
<b>TACAYAN</b>			176	176					176	176
Citizens' Disaster Response Center			176	176					176	176
<b>TAFT</b>										
<b>TAGANGHIN</b>										
<b>TASLAN</b>										
<b>WRIGHT</b>										
<b>Grand Total</b>			711	786	4	181			715	967